

Termination Tool

L1-CT-CLJK

PRODUCT DESCRIPTION:

Layer 1 4 Pair Termination tool is used to terminate the Layer 1 Clipsal style 180-degree jack and 180-Degree Keystone jack with savings of up to 50 % installation time compared a Single Blade tool.

Simply seat all 4 pairs into the jack, insert the jack into the tool, clamp down the handle. The jack is terminated in one motion cutting off the excess wire in the process.



KEY FEATURES

Compatible with:


Part Number: L1-C6-CLJK-WH Layer 1 Cat 6 180-degree Clipsal Style Jack

Part Number: L1-C6-KSJK-BK Layer 1 Cat 6 180-Degree Keystone Jack


- ◆ For use with 22-24 AWG UTP cable
- ◆ Punches down all 4 Pairs at once
- ◆ Cuts off excess wires
- ◆ Time saving
- ◆ Replacement blades available
- ◆ 2000 termination cycles

TECHNICAL SPECIFICATION


Part Number	L1-CT-CLJK
Description	Termination Tool
Main Body	Carbon Steel
Finished	Black Oxide Finished
Keystone Socket	PC+ABS High impact UL94V-0 thermoplastic
Handles	PVC
Weight	440g + 20g
Storage Temperature Range	-15° C to 50°C
Colour	White
Humidity	10% ~ 90% RH



Step 1 - Simply set each wire in place according to the colour scheme



Step 2 – Position the Jack



Step 3 – Press down on the handle



Step 4 – Release the handle and remove the terminated jack!